

OROFLEXTM 20

Premium Quality Extruded Rubber Lay Flat Hose






Specially Designed as a Drag Hose and Main Feeding Line

Ease of Transportation and Handling

High Abrasion Resistance Suitable for Slurry, Mining, Fracking and Dewatering Purposes

OROFLEX Series
The Market Leader in Rubber Lay Flat Hose

Color:

-  The standard colors are yellow for diameters up to 5" and black for larger sizes. 6" & 8" are typically available also in green. Other colors are available upon request.
- 
- 



Applications:

Designed for heavy duty and agricultural discharge applications including dewatering, water transfer, slurry and manure spreading, irrigation, water and hydrocarbons bypass operations, compressed air applications up to 3" ID, high pressure liquid pumping, bulk powder discharge (excluding cement) and flotation booms.

Construction:

Made from circularly woven 100% high tenacity synthetic yarn, completely protected and locked-in by a tough, highly resistant synthetic nitrile rubber & PVC blend, extruded through the weave and forming a single homogenous construction without the use of glues or adhesives.

Lining Properties:

- Ultimate Tensile Strength of the lining: Minimum guaranteed value of 1,500 psi (10,500 kPa).
- Ultimate Elongation: 400% minimum.
- Accelerated Aging Test:
The tensile strength and ultimate elongation of the vulcanized rubber compound have been tested with oxygen at a pressure of 300 psi +/- 10 psi (2100 kPa +/- 70 kPa), and a temperature of 70 degrees Celsius +/- 1 degree (158°F +/- 18°F) for a period of 96 hours, after which the properties of the rubber are at least 60% of the original values.

Abrasion Resistance:

The OROFLEX 20 hose will extend the lifetime of your application when under extreme conditions, where abrasion is the main concern. Abrasion resistance > 2000 cycles.

Service Temperature Range:

From -22°F (-30°C) to +176°F (+80°C). Special versions for higher and lower temperatures available upon request.

Ozone Resistance:

No visible signs of cracking appear on the lining or cover when tested in accordance with ASTM D518 Procedure B, 100pphm/104°F (40°C).

Chemical Resistance:

Exposure to seawater and contamination by most chemical substances, hydrocarbons, oils, and greases has no effect on the short or long term performance of the hose. A chemical resistance chart is available and TIPSa will supply specific chemical resistance data when requested by the purchaser for unique applications.

Lengths:

Standard 50ft (15m), 66ft (20m), 100ft (30m), 200ft (60m), 330ft (100m). Special lengths up to 660ft (200m).

Couplings:

As requested by purchaser, for liquid transfer (Camlock, Bauer, Perrot, Victaulic, Storz, etc.) as well as for compressed air (Ground Joint, Universal Air Hose Couplings, etc.).

Physical Properties:

Part Number	Nominal Inner Diameter		Wall Thickness		Working Pressure - Liquid		Working Pressure - Air		Burst Pressure		Tensile Strength		Nominal Weight		Bend Radius at WP	
	mm	inch	mm	inch	bar	psi	bar	psi	bar	psi	kg	lb	kg/m	lb/ft	m	ft
F550680A	20	¾	2.0	0.079	33	480	25	360	100	1,450	1,500	3,300	0.20	0.13	0.65	2.13
F552110A	26	1	2.0	0.079	38	550	29	415	115	1,660	1,875	4,150	0.25	0.17	0.90	2.95
F552302A	38	1 ½	2.8	0.110	21	305	16	225	63	910	3,000	6,600	0.45	0.30	1.14	3.61
F552663A	45	1 ¾	3.0	0.118	21	305	16	225	63	910	3,500	7,700	0.55	0.37	1.28	4.20
F552120A	52	2	3.0	0.118	21	305	16	225	63	910	3,750	8,250	0.64	0.43	1.30	4.27
F559287A*	65	2 ½	3.0	0.118	21	300	13	185	52	750	6,000	13,200	0.70	0.47	1.35	4.43
F550760A	76	3	3.0	0.118	18	260	11	160	45	650	8,500	18,750	0.90	0.61	1.45	4.76
F552278A	102	4	3.1	0.122	21	300	-	-	52	750	13,000	28,650	1.25	0.84	1.80	5.91
F550208A	105	4	3.1	0.122	21	300	-	-	52	750	13,000	28,650	1.25	0.84	1.80	5.91
F550209A*	115	4 ½	3.1	0.122	17	245	-	-	42	605	13,000	28,650	1.49	1.00	1.80	5.91
F551021A	127	5	3.2	0.126	17	245	-	-	42	605	15,500	34,150	1.70	1.14	1.90	6.23
F550206A	129	5	3.2	0.126	17	245	-	-	42	605	15,500	34,150	1.70	1.14	1.90	6.23
F559247A	152	6	4.0	0.157	20	290	-	-	50	725	23,400	51,600	2.50	1.68	2.00	6.56
F552365A	154	6	4.0	0.157	20	290	-	-	50	725	23,400	51,600	2.50	1.68	2.00	6.56
F559250A*	178	7	4.0	0.157	16	230	-	-	40	580	30,000	66,150	2.80	1.88	2.20	7.22
F552360A	203	8	4.1	0.161	14	200	-	-	35	500	35,000	77,150	3.30	2.22	2.50	8.20
F551950A	256	10	3.9	0.154	14	200	-	-	33	480	50,000	110,250	3.95	2.70	3.00	9.84
F552352A	305	12	4.8	0.189	11	155	-	-	26	375	46,000	101,400	4.80	3.23	3.30	10.83

The actual diameter of these hoses may differ slightly from the nominal diameter specified in this chart to make sure that they can be properly assembled with the couplings. For diameter tolerance questions please contact your distributor or directly to TIPSA.

All the hoses up to 3" (76mm) are marked with dual Working Pressure rating for both liquid transfer and compressed air. In the case of compressed air, a 4:1 safety factor has been considered over the Burst Pressure and, in the case of liquid/water transfer, the safety factor considered is 3:1.

*Available on minimum order quantity.

tipsa: reserves the right to modify any specification without prior notice to meet or exceed changing standards. Customers are advised that special diameters or construction characteristics can be produced upon special request. Contact your local dealer or TIPSA at: tipsaex@tipsa.com

